
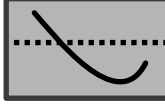
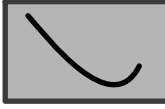


Buy on a dip Check List

Symbol:

E v a l u a t e	<input type="checkbox"/>	1) GRAPH?	Check & compare with the market (NASDAQ, Dow, etc.)	<input type="text"/>	d	
	<input type="checkbox"/>	2) GRAPH?	Check & compare its technical & Growth history	<input type="text"/>	m	
	<input type="checkbox"/>	3) SCORE?	Check pounded average score from experts	Score = <input style="width: 50px;" type="text"/>		
	<input type="checkbox"/>	4) PE?	Calculate PE, Compare PE Graph & Validate	PE = <input style="width: 50px;" type="text"/>		

V e r i f y	<input type="checkbox"/>	5) DIVIDEND?	Check the Ex-Dividend date: justify buy if dip is more than dividend
	<input type="checkbox"/>	6) NEWS?	Check the news (Earnings, downgrades, etc.)
	<input type="checkbox"/>	7) NEWS?	Validate with your personal knowledge if the dip is non-justified
	<input type="checkbox"/>	8) Crashing?	Check for an Event Horizon index of 0 warrenfinancial.net/Event_Horizon_Index.html
	<input type="checkbox"/>	9) Plan B?	Plan B if it goes down: <input style="width: 450px; height: 30px;" type="text"/>

E x e c u t e	<input type="checkbox"/>	10) Sell Date?	Estimate and validate a holding period	Sell date =	<input style="width: 100px;" type="text"/>
	<input type="checkbox"/>	11) HOOK?	Avoid catching a falling knife & wait for a hook		
	<input type="checkbox"/>	12) Closing?	If market is about to close, wait 1 or 30 minute before closure		

Bought date:	<input style="width: 150px;" type="text"/>	Price:	<input style="width: 150px;" type="text"/>	Quantity:	<input style="width: 70px;" type="text"/>
Sale date:	<input style="width: 150px;" type="text"/>	Price:	<input style="width: 150px;" type="text"/>	Quantity:	<input style="width: 70px;" type="text"/>
Sale date:	<input style="width: 150px;" type="text"/>	Price:	<input style="width: 150px;" type="text"/>	Quantity:	<input style="width: 70px;" type="text"/>